

Your Sightseeing Passport to Japan

Japan Rail Pass



Japan Railways (JR) system is made up of six regional JR companies, each distinguished by color.

Visit respective JR Group companies for more information at

<http://www.jrhokkaido.co.jp/>

<http://www.jreast.co.jp/>

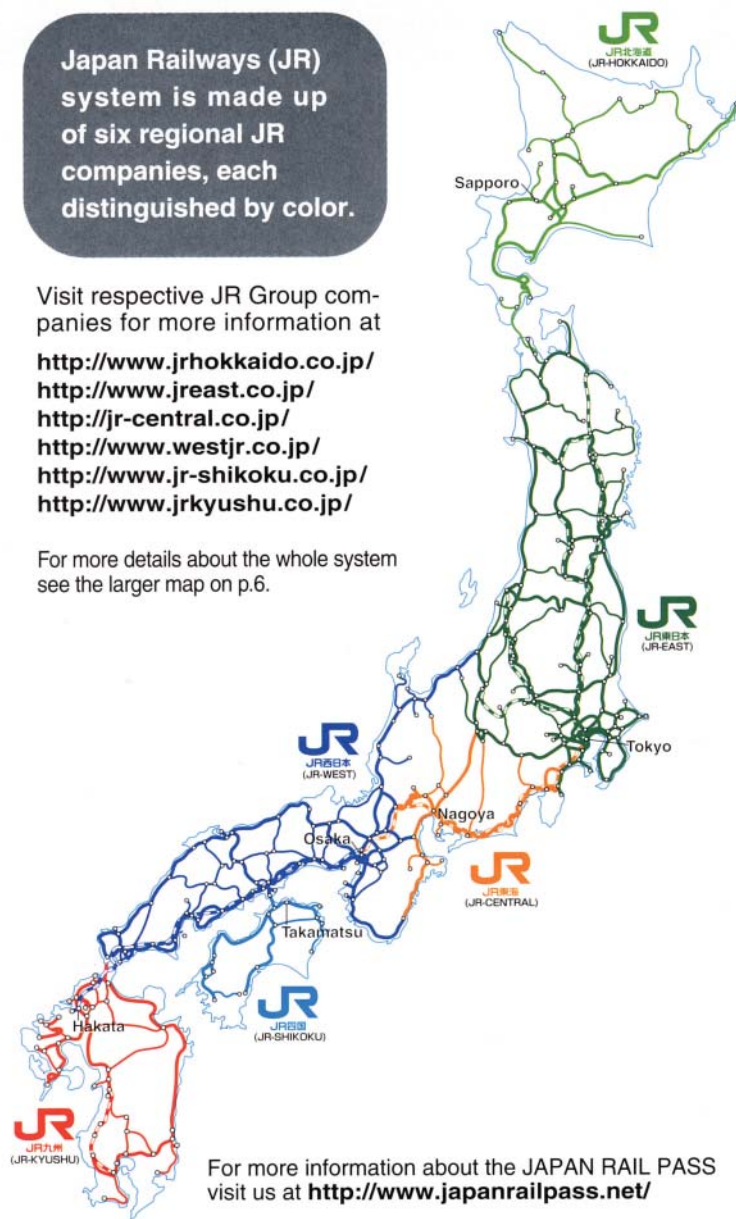
<http://jr-central.co.jp/>

<http://www.westjr.co.jp/>

<http://www.jr-shikoku.co.jp/>

<http://www.jrkyushu.co.jp/>

For more details about the whole system see the larger map on p.6.



For more information about the JAPAN RAIL PASS visit us at <http://www.japanrailpass.net/>

All Aboard!

JAPAN RAIL PASS... The Key To Convenient Sightseeing In Japan



The JAPAN RAIL PASS is offered by the six companies that make up the Japan Railways Group (JR Group).



The JAPAN RAIL PASS is the most economical way to travel throughout Japan by rail. Please be aware, however, that some restrictions apply (see page 5 for details). The pass is **not valid for NOZOMI trains on the Tokaido and Sanyo Shinkansen lines.**

How to obtain a JAPAN RAIL PASS

A JAPAN RAIL PASS cannot be purchased inside Japan.

Purchase an Exchange Order before you come to Japan

from an authorized sales office or agent (JTB Corp., Nippon Travel Agency, KINTETSU INTERNATIONAL, Toptour, Japan Airlines*, All Nippon Airways, JALPAK, and their associated agencies).

* In this case, you must book a JAL Group flight.

Present your Exchange Order and obtain your JAPAN RAIL PASS after you arrive in Japan

You have to turn in your Exchange Order (with your passport*) to receive your JAPAN RAIL PASS at an applicable JR station that has a JAPAN RAIL PASS exchange office (see pp.6-8).

* Without your passport, the pass exchange will not be made. (A photocopy of your passport is also not acceptable.) And if you meet conditions 2.a or b on p.3, you will be required to show proof of same at both times of Exchange Order purchase and PASS exchange.

Contents

What is JR?	1
A. Who is eligible for a JAPAN RAIL PASS?	3
B. How to obtain a JAPAN RAIL PASS	4
C. JAPAN RAIL PASS types and prices	
D. Where Exchange Orders are sold	
E. JAPAN RAIL PASS validity	5
F. Major JR lines, stations, and airports throughout Japan	6
G. How to turn in an Exchange Order to receive a JAPAN RAIL PASS	7
H. How to make seat reservations	
I. Major stations with JAPAN RAIL PASS exchange offices	
J. Stations with JAPAN RAIL PASS exchange offices	8
K. To use a train or car not within the validity range of a JAPAN RAIL PASS	9
L. Other usage conditions	
JR HOTEL GROUP	10

Trains... The Perfect Gateway To Japan

Japan has the world's most convenient and efficient railway network. JR Group railways are proud of their international reputation for frequent service, punctuality, high speed, and safety. Travel by train is also the ideal way to view Japan: you ride comfortable and carefree, as vistas of a nation glide before your window—mountains, forests, lakes, highlands, and the sea.

Hokkaido Railway Company

Limited Express

Super Ozora

Sapporo-Kushiro

As short as 3 hr. and 35 min.—computer-control enables high speed on sharp curves.



East Japan Railway Company

Limited Express

NARITA EXPRESS (N'EX)

Narita Airport -Tokyo/ Shibuya / Shinjuku / Ikebukuro / Shinagawa / Yokohama / Totsuka / Ofuna / Omiya / Takao
Moving comfort...and forget about the traffic jam; the direct link between Narita Airport and major stations in downtown Tokyo.



Central Japan Railway Company

Limited Express

Hida

Nagoya-Takayama

Luxurious, wide-view vehicles for panoramic scenes of the beautiful forests deep in the mountains along the Hida River.



What is JR?

Covering the Nation... JR is an intricate railway network whose total length of about 20,000 km (12,400 miles) reaches every corner of the four major islands (a total of 360,000 km²). **Frequent...** about 26,000 departures a day. **Punctual...** JR trains are so reliable you can use them to set your watch. **Advanced, Fast, and Safe...** High speed and safety are supported by advanced technology, represented by the Shinkansen trains.

Gateway To Japan

proud of their international reputation for frequent service, punctuality, high speed, and safety. of a nation glide before your window—mountains, forests, lakes, highlands, and the sea.

West Japan Railway Company

Limited Express

Haruka

Kansai Airporrt -

Tennoji/Shin-Osaka / Kyoto/Maibara
Ultra-modern design; spacious, relaxing interior, fastest travel to Osaka and Kyoto, Japan's ancient capital.



Shikoku Railway Company

Limited Express

Shiokaze

Okayama -

Matsuyama /Uwajima

Crosses the long bridge over the Inland Sea of Seto; new high-tech model, much faster, "The Gale of the Inland Sea."



Kyushu Railway Company

Limited Express

Sonic

Hakata - Oita

As short as 120 min.—relaxing, high-back leather seats... luxurious, high-tech vehicles for north-eastern Kyushu sightseeing.



These trains, which connect Japan's major cities over a total length of about 2,600 km (1,600 miles; as of February 2005), are famous throughout the world for their fast speed (up to 300 km / 186.4 miles per an hour) and their safety record. **Comfort...** Modern, clean, complete facilities—trains, stations, and service—for comfortable travel in today's age. JR stations and trains bear the JR logo:



A. Who is eligible for a JAPAN RAIL PASS?

The JAPAN RAIL PASS is a special ticket that is available only to travelers visiting Japan from foreign countries for sightseeing. To be eligible to purchase a JAPAN RAIL PASS you must meet one of the following two conditions.

1. You are a foreign tourist visiting Japan from abroad for sightseeing, under the entry status of "Temporary Visitor (短期滞在)."

"Temporary Visitor" entry status, according to Japanese Immigration Law, allows a stay in Japan of 15 days or 90 days for "sightseeing, etc." If you apply for a "stay for sightseeing" when you enter Japan, entry personnel will stamp your passport as "Temporary Visitor," as shown below. Only persons who have a passport bearing this stamp can use a JAPAN RAIL PASS.



Examples of the "Temporary Visitor" entry status stamp

Caution:

Even if you visit Japan with an Exchange Order (see B on p.4), to be turned in for a JAPAN RAIL PASS, the exchange cannot be made unless you have "Temporary Visitor" status; if you enter Japan under any other official status, such as "Trainee," "Entertainer," or "Reentry Permit," you cannot change the Exchange Order for a JAPAN RAIL PASS. Please note that according to strict interpretation of the Japanese Immigration Law, "Temporary Visitor" status differs even from other types of stays that are also for only short time periods.

2. You are a Japanese national living in a foreign country,

- who is qualified to live permanently in that country, or
- who is married to a non-Japanese residing in a country other than Japan.

Note: Persons meeting conditions a or b above must be required to show proof of same at the point of purchase of an Exchange Order and obtaining a JAPAN RAIL PASS.

B. How to obtain a JAPAN RAIL PASS

A JAPAN RAIL PASS cannot be purchased inside Japan.

You must purchase an Exchange Order from an authorized sales office or agent (see D) before you come to Japan. After you arrive in Japan, you turn in the Exchange Order to receive your JAPAN RAIL PASS at an applicable JR station that has a JAPAN RAIL PASS exchange office (see pp.6-8).

C. JAPAN RAIL PASS types and prices

There are two types of JAPAN RAIL PASS: Green (for superior-class Green Cars), and Ordinary. Each of these types is available as a 7-day, 14-day, or 21-day PASS with a JAPAN RAIL PASS.

Type:	Green		Ordinary	
Duration	Adult	Child	Adult	Child
7-day	¥ 37,800	¥ 18,900	¥ 28,300	¥ 14,150
14-day	¥ 61,200	¥ 30,600	¥ 45,100	¥ 22,550
21-day	¥ 79,600	¥ 39,800	¥ 57,700	¥ 28,850

The above are yen (¥) prices for a JAPAN RAIL PASS Exchange Order (from April 1, 1997); the actual cost in local currency is calculated at the time the Exchange Order is issued. Note that the purchase exchange rate may differ from the exchange rate in effect when you actually visit Japan. The local currency price, applicable exchange rate, and issue date for an Exchange Order are specified on the Exchange Order itself. PASS prices for children apply from age 6 to and including age 11. Prices are subject to change. The applicable price is the price valid on the date when an Exchange Order is issued.

D. Where Exchange Orders are sold

JTB Corp., Nippon Travel Agency, KINTETSU INTERNATIONAL, Toptour, Japan Airlines*, All Nippon Airways, JALPAK, and their associated agencies. * In this case, you must book a JAL Group flight.

You can find information about these agencies on the Internet at <http://www.japanrailpass.net/>

E. JAPAN RAIL PASS validity

1. Transportation services

■ The JAPAN RAIL PASS is valid for the railways, buses, and ferry boats shown in Table 1.

Railways:	All JR Group Railways–Shinkansen "bullet trains" (except any reserved or non-reserved seat on "NOZOMI" trains), limited express trains, express trains, and rapid or local trains. (With some exceptions)
Buses:	Local lines of JR bus companies (JR Hokkaido Bus, JR Bus Tohoku, JR Bus Kanto, JR Tokai Bus, West Japan JR Bus, Chugoku JR Bus, JR Shikoku Bus, JR Kyushu Bus) and some of JR highway bus services*. * Sapporo–Otaru; Morioka–Hirosaki; Tokyo–Nagoya, Kyoto, Osaka, Tsukuba Center; Nagoya–Kyoto, Osaka; Osaka–Tsuyama, Kasai Flower Center
Ferry:	Only the JR Miyajima ferry is covered. The JR Hakata-Pusan (Korea) ferry is not covered.
Important notes:	The JAPAN RAIL PASS is not valid for any seats, reserved or non-reserved, on "NOZOMI" trains on the Tokaido and Sanyo Shinkansen lines. (The pass holders must take "HIKARI" or "KODAMA" trains.) If you use a "NOZOMI," you must pay the basic fare and the limited express charge, and for a Green Car the Green Car surcharge. Note also that passengers using JR trains on non-JR lines must pay additional fares and charges for sections traveled on such lines. (See footnote to map on p.6)

Table 1

2. Train accommodations

- Most JR trains have Ordinary Cars (coach class) while many long-distance trains also offer Green Cars (superior class). With a Green-type JAPAN RAIL PASS you can use either class, while with an Ordinary-type JAPAN RAIL PASS you can use only Ordinary Cars without paying an additional charge. Refer to the table below for details.
- The cars with ○ can be used with JAPAN RAIL PASS.
- Use of the cars with * requires paying additional charges (see K on p.9)
- There are no Green Cars on most HIKARI and KODAMA trains on the Sanyo Shinkansen line (Shin-Osaka – Hakata), or on TSUBAME trains on the Kyushu Shinkansen line (Shin-Yatsushiro – Kagoshima-chūō)

Trains	Accommodations	Green	Ordinary
"NOZOMI" trains* on the Tokaido and Sanyo Shinkansen	Green Car	×	×
	Ordinary Car	×	×
"HIKARI" and "KODAMA" trains on the Tokaido and Sanyo Shinkansen and any trains on the Tohoku, Yamagata, Aomori, Joetsu, Niigata and Kyushu Shinkansen	Green Car	○	*
	Ordinary Car	○	○
	Ordinary Private Compartment	*	*
Limited express and ordinary express	Green Car	○**	*
	Ordinary Car	○	○
	Green Private Compartment	*	*
	Ordinary Private Compartment	*	*
Local and rapid trains	Green Car	○	*
	Ordinary Car	○	○

* The JAPAN RAIL PASS is not valid for any seats, reserved (incl. Green Car) or non-reserved, on "NOZOMI" trains.
** If you use a "DX Green" or "Relay TSUBAME" train (operated by JR Kyushu), you must pay the limited express charge in addition to the DX Green charge.

- Private Compartments are available on some of "HIKARI" and "KODAMA" trains on the Sanyo Shinkansen.
- Green Private Compartments are on certain limited express trains, such as "NARITA EXPRESS" and "Super-view Odonko."
- Use of "Home Liner" and other "liner" trains requires an additional charge.

Table 2

3. Validity period

- The validity period of a JAPAN RAIL PASS is the consecutive 7, 14, or 21 days beginning on the date the PASS is first used.
- Within three months from the date the Exchange Order was issued, you must turn in your Exchange Order to obtain your JAPAN RAIL PASS. At that time, you have to specify the date that you want to start using the PASS. It can be any date within one month from the date the PASS is received.
- Once the PASS has a starting date written on it, the date cannot be changed.

G. How to turn in an Exchange Order to receive a JAPAN RAIL PASS



- You cannot use an Exchange Order when you travel on JR lines. Turn in your Exchange Order and obtain your JAPAN RAIL PASS at one of the JAPAN RAIL PASS exchange offices shown on the pages to the right. (Please take note of "Service Hours" and "Days Closed.")
- Your Exchange Order must be turned in for a JAPAN RAIL PASS within three months of the date the Order was issued.
- At the time of the exchange you will be asked to fill in a short application form and to show your passport with the Temporary Visitor stamp that you received on entry into Japan. You must show your passport* and this stamp to process the Rail Pass Exchange Order.

* Without your passport, the pass exchange will not be made. (A photocopy of your passport is also not acceptable because you must show the "Temporary Visitor" stamp in it.) And if you meet conditions 2.a or b on p.3, you must show proof of same at the times of both Exchange Order purchase and PASS exchange.

- The type of PASS described on the Exchange Order cannot be changed.

H. How to make seat reservations

- Shinkansen,* most limited express and ordinary express trains have reserved Green Car seats and both reserved and non-reserved ordinary car seats. (The JAPAN RAIL PASS is not valid for any seats, reserved or non-reserved, on "NOZOMI" trains on the Tokaido and Sanyo Shinkansen.)

* There are no Green Cars on most HIKARI and KODAMA trains on the Sanyo Shinkansen line (Shin-Osaka – Hakata), or on TSUBAME trains on the Kyushu Shinkansen line (Shin-Yatsushiro – Kagoshima-chūō)

- A non-reserved seat (except for "NOZOMI" trains on the Tokaido and Sanyo Shinkansen) can be used simply by showing your JAPAN RAIL PASS.
- Seat reservations can be made without additional payment. To make a reservation, go to any Travel Service Center or a Reservation Office (Midori-no-madoguchi) at a JR station, or to the sales office of a JR-associated travel agency. There, show your PASS, and obtain your reserved-seat ticket before boarding.

Note: Do not use an automatic ticket-reading gate with a JAPAN RAIL PASS or a reserved-seat ticket. Please show the PASS at a manned ticket gate.

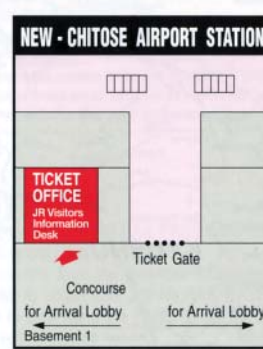
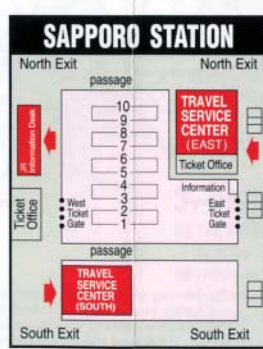
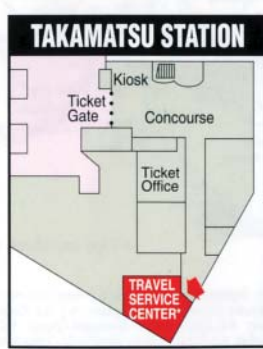

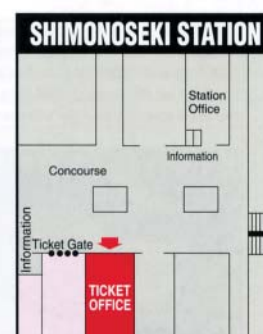
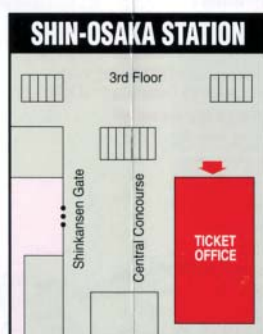
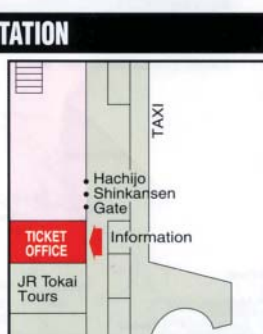
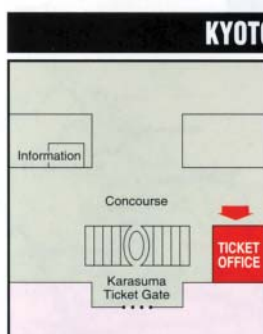
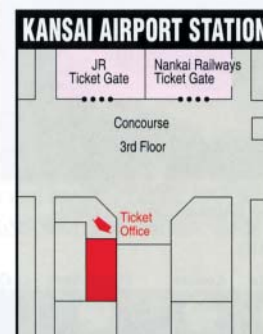
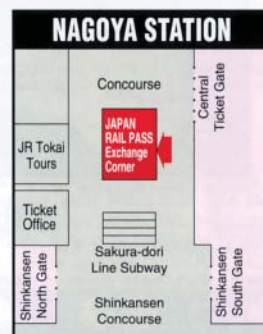
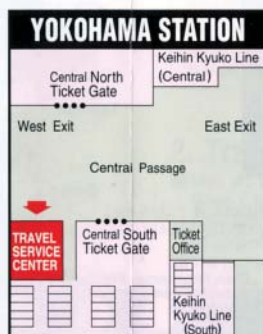
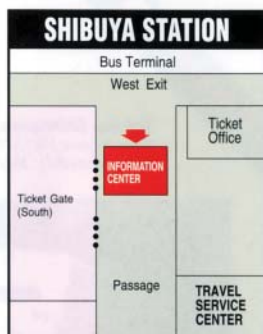
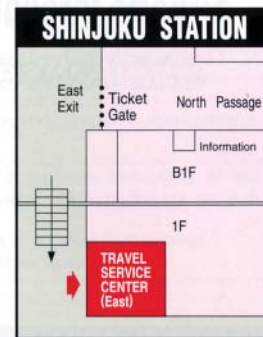
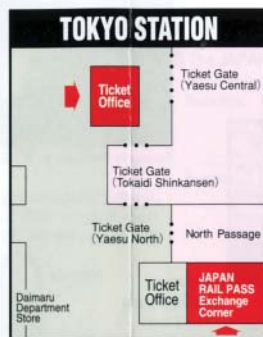
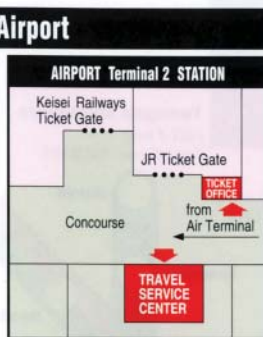
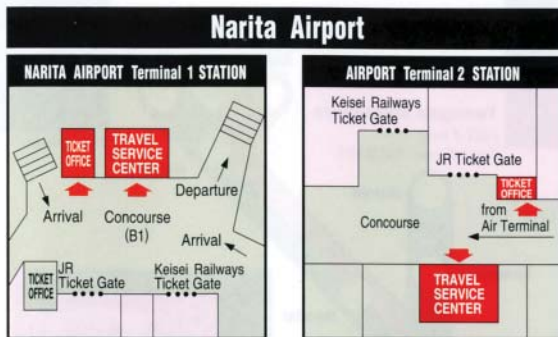


The sign for a reservation office (Midori-no-madoguchi)

Caution:

Please note that during crowded periods you cannot be guaranteed a seat on a specific train. The periods when seat reservations are particularly difficult to secure are as follows:

- December 28 to January 6
The New Year holiday period is the most popular travel time for Japanese people, for vacations and returns to hometown areas.
- April 27 to May 6
Due to consecutive holidays in a comfortable travel season, there is large-scale travel throughout Japan for leisure and recreation.
- August 11 to 20
Another time for traditional travel to hometown areas, called the Obon season.



F. Major JR lines, stations, and airports throughout Japan

Shinkansen "bullet trains"



Sanyo Shinkansen "HIKARI Rail Star"
Sanyo Shinkansen (622.3 km)
Train Names: NOZOMI, HIKARI (incl. HIKARI Rail Star), KODAMA



Tokeido & Sanyo Shinkansen "HIKARI"
Tokeido & Sanyo Shinkansen (552.6 km)
Train Names: NOZOMI, HIKARI, KODAMA



Nagano Shinkansen "ASAMA"

Nagano Shinkansen (222.4 km)
Train Name: ASAMA



Yamagata Shinkansen "TSUBASA"

Yamagata Shinkansen (421.4 km)
Train Name: TSUBASA



Akita Shinkansen "KOMACHI"

Akita Shinkansen (662.6 km)
Train Name: KOMACHI



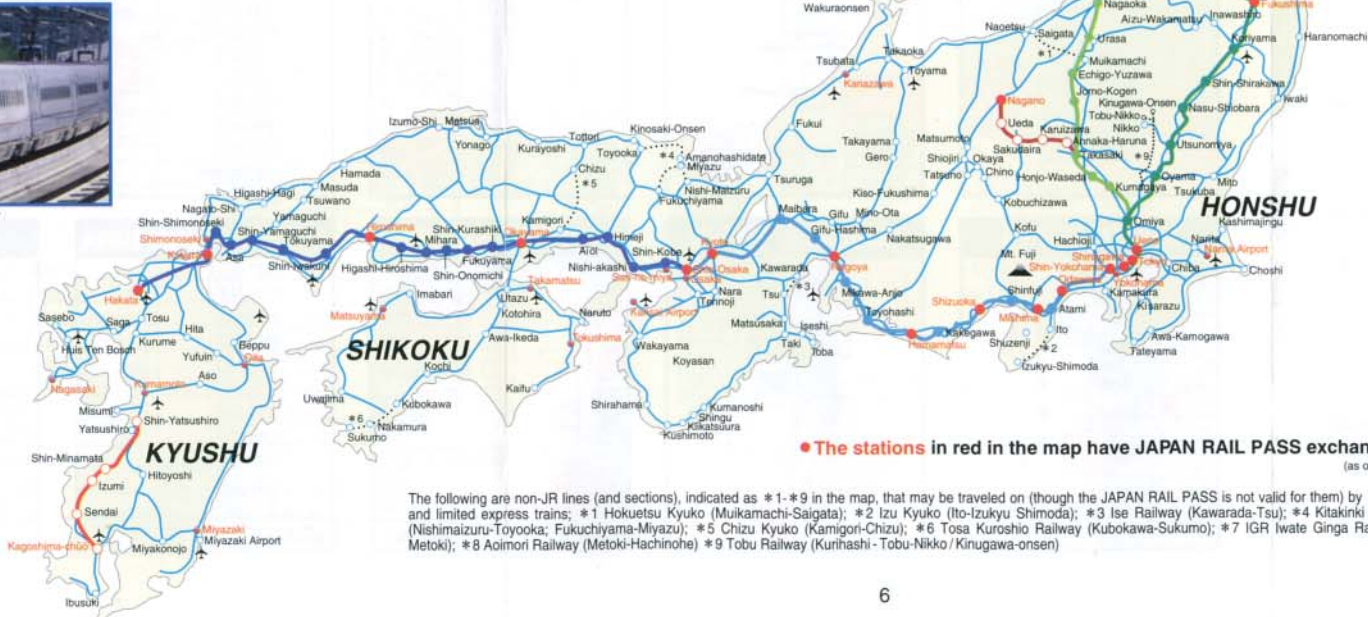
Note: There are three types of train services, "NOZOMI," "HIKARI" and "KODAMA" on the Tokaido and Sanyo Shinkansen, and the stations at which trains stop vary with train types. The JAPAN RAIL PASS is only valid for "HIKARI" and "KODAMA" trains, and not valid for any seats, reserved or non-reserved, on "NOZOMI" trains. To travel on the Tokaido and Sanyo Shinkansen, the pass holders must take "HIKARI" or "KODAMA" trains, or pay the basic fare and the Shinkansen express charge to take "NOZOMI" trains. (See p. 5 for detail)



Kyushu Shinkansen "TSUBAME"

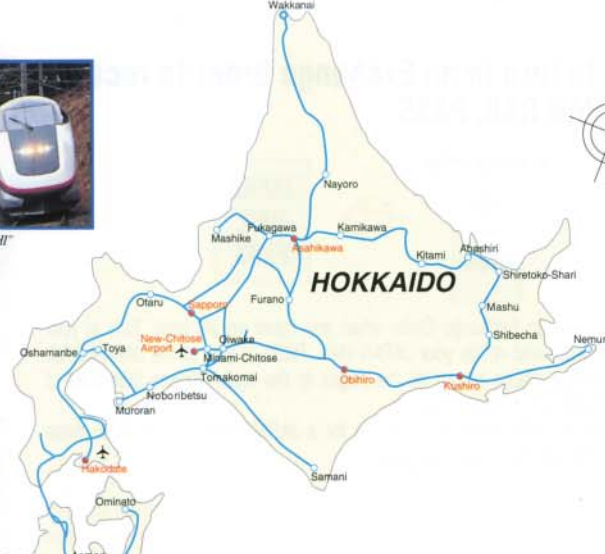
Shin-Yatsushiro
Kyushu Shinkansen (137.6 km)
Train Name: TSUBAME

Kagoshima-chūō

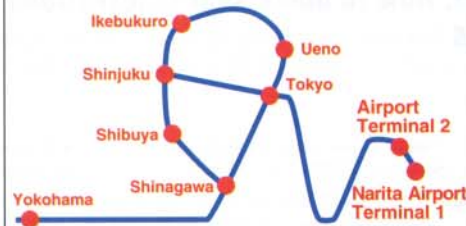


The stations in red in the map have JAPAN RAIL PASS exchange offices. (as of September, 2008)

The following are non-JR lines (and sections), indicated as *1-#9 in the map, that may be traveled on (though the JAPAN RAIL PASS is not valid for them) by JR-line express and limited express trains: *1 Hoketsu Kyuko (Muikamachi-Saigata); *2 Izu Kyuko (Ito-Izukyū Shimoda); *3 Ise Railway (Kawarada-Tsu); *4 Kitakinki Tango Railway (Nishimaizuru-Tooyooka; Fukuchiyama-Miyazu); *5 Chizu Kyuko (Kamigori-Chizu); *6 Tosa Kuroshio Railway (Kubokawa-Sukumo); *7 IGR Iwate Ginga Railway (Morioka-Metoki); *8 Aomori Railway (Metoki-Hachinohe) *9 Tobu Railway (Kurihashi - Tobu-Nikko / Kinugawa-onsen)



Stations in Tokyo area that have JAPAN RAIL PASS exchange offices



Narita Airport-Tokyo
About 60 min. by JR's limited express "Narita Express"
About 90 min. by JR's rapid train "Airport Narita"

Stations in Kansai area that have JAPAN RAIL PASS exchange offices



Kansai Airport - Shin-Osaka/Osaka/Kyoto
45 min. (shortest) to Shin-Osaka, 72 min. (shortest) to Kyoto by JR's limited express "Kansai Airport Express Haruka"
About 60 min. to Osaka by Kansai Airport Special Rapid Service

J. Stations with JAPAN RAIL PASS exchange offices

Station	Office	Service Hours	Days Closed
Kushiro	Travel Service Center	10:00-18:00	None
Obihiro	Travel Service Center	9:00-17:00	None
Asahikawa	Travel Service Center	9:00-17:30	None
Sapporo	JR Information Desk	8:30-19:00	None
	Travel Service Center (East)	8:30-19:30	
	Travel Service Center (South)	10:00-20:00	
New-Chitose Airport	JR Visitors Information Desk	8:30-21:00	None
Hakodate	Travel Service Center	10:00-19:00	None
Aomori	Travel Service Center	10:00-18:00	None
Hachinohe	Travel Service Center	10:00-17:30	None
Akita	Travel Service Center	10:30-18:00	None
Sendai	Travel Service Center	10:00-19:00	None
Yamagata	Travel Service Center	10:00-18:00	None
Fukushima	Travel Service Center	10:30-19:00	None
Niigata	Travel Service Center	10:00-19:00	None
Nagano	Travel Service Center	10:00-19:00	None
Narita Airport Terminal 1	Travel Service Center	9:30-19:00	None
	Ticket Office	6:30-9:30, 19:00-21:45	
Airport Terminal 2	Travel Service Center	10:30-20:00	None
	Ticket Office	6:30-10:30, 20:00-21:45	
Tokyo	JAPAN RAIL PASS Exchange Corner (Yaesu North)	7:30-20:30	None
	JR-CENTRAL Ticket Office (Yaesu Central)	5:30-22:45	
Ueno	Travel Service Center	10:30-20:00	None
Shinjuku	Travel Service Center (East)	9:30-20:00	None
Shibuya	Information Center (South)	10:00-18:30	None
Ikebukuro	Information Center (Central Passage)	9:30-18:00	None
Shinagawa	Information Center (Central Ticket Gate)	9:00-19:00	None
	JR-CENTRAL Ticket Office	5:45-22:55	
Yokohama	Travel Service Center	11:00-20:00	None
Shin-Yokohama	JR-CENTRAL Ticket Office	5:30-23:00	None
Odawara	JR-CENTRAL Ticket Office	6:00-23:00	None
Mishima	Ticket Office	6:15-23:00	None
Shizuoka	Ticket Office	5:00-23:05	None
Hamamatsu	Ticket Office	5:25-23:15	None
Nagoya	JAPAN RAIL PASS Exchange Corner	10:00-18:00	None
Kanazawa	Ticket Office	5:00-23:00	None
Kyoto	Ticket Office	8:30-23:00	None
Shin-Osaka	Ticket Office	5:30-22:30	None
Osaka	Ticket Office	5:30-23:00	None
Kansai Airport	Ticket Office	5:30-23:00	None
Sannomiya	Ticket Office	5:30-23:00	None
Okayama	Ticket Office	6:30-23:00	None
Matsue	Ticket Office	4:50-22:30	None
Hiroshima	Ticket Office	5:00-24:00	None
Shimonoseki	Ticket Office	5:30-22:30	None
Takamatsu	Travel Service Center	10:00-18:00	None
Matsuyama	Travel Service Center	10:00-18:00	None
Tokushima	Travel Service Center	10:00-18:00	None
Kokura	Travel Service Center	10:00-19:00	None
Hakata	Travel Service Center	10:00-20:00	None
	JR-KYUSHU Ticket Office	5:00-10:00, 20:00-24:00	
Nagasaki	Travel Service Center	10:00-19:00	None
Kumamoto	Travel Service Center	10:00-19:00	None
Oita	Travel Service Center	10:00-19:00	None
Miyazaki	Travel Service Center	10:00-18:00	None
Kagoshima-chiō	Travel Service Center	10:00-19:00	None

Note: Indicated service hours are for weekdays. Hours vary among offices on weekends and holidays. Some Travel Service Centers are closed during the New Year holiday period. Offices and service hours are subject to change or discontinuation without notice.

K. To use a train or car not within the validity range of a JAPAN RAIL PASS, such as those marked * in table 2 on p.5

1. If you have an Ordinary-type JAPAN RAIL PASS and want to use a Green Car seat, you must pay the Green Car charge and the associated limited express or ordinary express charge.
2. If you have a Green- or Ordinary-type JAPAN RAIL PASS and want to use an ordinary private compartment on a Shinkansen or a limited express train, you must pay the Shinkansen or limited express charge.
3. If you have a Green- or Ordinary-type JAPAN RAIL PASS and want to use a Green private compartment on a Shinkansen or a limited express train, you must pay the Shinkansen or limited express charge in addition to the Green private compartment charge. Note that if you use a Green or ordinary private compartment and there are fewer persons than the specified number for that compartment, you must pay children's fares and charges for the number of persons less than this specified number in addition to the charges described above. However, 1- or 2-person occupancy of a private compartment is not available on the Sanyo Shinkansen trains.
4. If you have a Green- or Ordinary-type JAPAN RAIL PASS and want to use a berth on a limited express or ordinary express sleeping car, you must pay the limited express or ordinary express charge in addition to the berth charge. Moreover, if you travel on a sleeping car that passes through Morioka to Hachinohe, you must pay on board the basic fares for the two local sections traveled over: IGR Iwate Ginga Railway (Morioka – Metoki) and Aomori Railway (Metoki – Hachinohe).
5. If you travel overnight on the last day your pass is valid, the basic fare will be covered as far as you travel, including train changes, until you first exit a station. However, surcharges are only covered for the train on which you were riding past midnight on the final day your pass was valid.
6. If you have a Green-type JAPAN RAIL PASS and choose to use an ordinary seat, you cannot receive a refund of the price difference between a Green Car seat and an ordinary car seat.
7. When reserved seats are full, you should use a non-reserved seat. Also in this case, no refund can be made of the price difference between a reserved and a non-reserved seat.
8. The JAPAN RAIL PASS is not valid for any seats, reserved or non-reserved, on "NOZOMI" trains on the Tokaido and Sanyo Shinkansen lines. If you use a "NOZOMI," you must pay the basic fare and the limited express charge, and for a Green Car the Green Car surcharge.

L. Other usage conditions

1. Use of a JAPAN RAIL PASS is strictly limited to the signer (hereafter "you") only.
2. You should carry your passport during travel, and be prepared to show it if requested.
3. Refund of Exchange Order or JAPAN RAIL PASS
 - An Exchange Order that has not been turned in for a JAPAN RAIL PASS can be returned to the office where it was purchased for a refund, within one year of the date of issue. In such case a handling fee and communication fee will be subtracted from the refund.
 - After an Exchange Order is turned in for a JAPAN RAIL PASS, the PASS can be turned in at any JAPAN RAIL PASS exchange office listed on p.8 for a refund if this is done before the starting date for the use of the PASS. (Ten percent of the yen price of the PASS will be charged as a handling fee.)
 - No refund can be made for any reason on or after the stamped First Date.
 - Also no refund or extension of the validity period can be made in the event of train non-operation, delay, or the like.
4. Neither an Exchange Order nor a JAPAN RAIL PASS can be reissued if lost or stolen.
5. These and other usage conditions follow the Japan Railways Group passenger transportation regulations and Japanese laws. The validity of an Exchange Order, however, shall follow the stipulations and regulations of the company that issued the Exchange Order.

KYOTO

40 Hotel Granvia Kyoto

	1 Person	2 Persons
Sup Rm / 2 Sgl Beds	from ¥27,720	from ¥27,720

1-4-1 MEIJORI, TOSHIMA-KU, TOKYO 171-0031
 GDS: Sabre: UI 10945 Galileo: UI 80877
 Amadeus: UI TYOMTS Worldspan: UI 44016

OSAKA

41 Hotel Granvia Osaka

	1 Person	2 Persons
Dlx Rm / 1 Sgl Bed	from ¥15,015	—
Sid Rm / 2 Sgl Beds	from ¥23,100	from ¥23,100

3-1-1 UMEDA, KITA-KU, OSAKA, OSAKA 530-0001
 GDS: Sabre: UI 48750 Galileo: UI 19058
 Amadeus: UI OSAGOK Worldspan: UI 80205

WAKAYAMA

42 Hotel Granvia Wakayama

	1 Person	2 Persons
Sid Rm / 1 Dbl Bed	¥13,513	¥16,112
Sid Rm / 2 Sgl Beds	¥14,553	¥17,671

5-18 TOMODACHO, WAKAYAMA, WAKAYAMA 640-8342
 GDS: Sabre: UI 12323 Galileo: UI 81036
 Amadeus: UI KIXWTH Worldspan: UI 44091

OKAYAMA

43 Hotel Granvia Okayama

	1 Person	2 Persons
Sid Rm / 1 Sgl Bed	¥11,088	—
Sid Rm / 2 Sgl Beds	¥17,556	¥20,328

1-5 EKIMOTO-CHO, OKAYAMA, OKAYAMA 700-8515
 GDS: Sabre: UI 41582 Galileo: UI 89729
 Amadeus: UI OKJGRN Worldspan: UI 44113

HIROSHIMA

44 Hotel Granvia Hiroshima

	1 Person	2 Persons
Sid Rm / 1 Sgl Bed	¥10,626	—
Sid Rm / 2 Sgl Beds	—	¥17,556

1-5 MATSUBARACHO, MINAMI-KU, HIROSHIMA, HIROSHIMA 730-8022
 GDS: Sabre: UI 48848 Galileo: UI 19103
 Amadeus: UI HJGHR Worldspan: UI 80209

NARA

45 Nara Hotel

	1 Person	2 Persons
Sid Rm / 1 Dbl Bed	¥23,000	¥24,000
Sid Rm / 2 Sgl Beds	¥23,000	¥24,000

1096 TAKABATAKECHO, NARA, NARA 630-8301
 GDS: Sabre: UI 49607 Galileo: UI 19084
 Amadeus: UI QNZNRA Worldspan: UI 80198

SANNOMIYA-Kobe

46 Sannomiya Terminal Hotel

	1 Person	2 Persons
Sid Rm / 1 Dbl Bed	¥15,065	¥18,189
Sid Rm / 2 Sgl Beds	¥15,272	¥18,396

8-1-2 KUMODORI, CHUO-KU, KOBE, HYOGO 651-0099
 GDS: Sabre: UI 20839 Galileo: UI 81214
 Amadeus: UI UKBSTH Worldspan: UI 44048

KURASHIKI

47 Hotel Kurashiki

	1 Person	2 Persons
Sid Rm / 1 Sgl Bed	¥7,350	—
Sid Rm / 2 Sgl Beds	¥8,300	¥12,600

1-1-1, ACHI, KURASHIKI, OKAYAMA 710-0055
 GDS: Sabre: UI 41383 Galileo: UI 89706
 Amadeus: UI OKJURK Worldspan: UI 44049

TAKAMATSU

48 ANA Hotel Clement Takamatsu

	1 Person	2 Persons
Sid Rm / 1 Sgl Bed	¥11,226	—
Sid Rm / 2 Sgl Beds	¥19,750	¥21,829

1-1 HAMANOCHO, TAKAMATSU, KAGAWA 760-0011
 GDS: Sabre: AN 58923 Galileo: AN 36829
 Amadeus: AN TAKHCT Worldspan: AN 80423

TOKUSHIMA

49 Hotel Clement Tokushima

	1 Person	2 Persons
Sid Rm / 1 Sgl Bed	¥8,639	—
Sid Rm / 2 Sgl Beds	¥13,744	¥16,689

1-61 NISHI, TERASHIMAHONCHO, TOKUSHIMA, TOKUSHIMA 770-0831
 GDS: Sabre: UI 49446 Galileo: UI 87184
 Amadeus: UI TKSCTH Worldspan: UI 44051

UWAJIMA

50 Hotel Clement Uwajima

	1 Person	2 Persons
Sid Rm / 1 Sgl Bed	¥6,237	—

10-1 NISHIKIMACHI, UWAJIMA, EHIME 798-0034
 GDS: Sabre: UI 42125 Galileo: UI 96189
 Amadeus: UI MYJCUH Worldspan: UI 44050

KOKURA (Fukuoka)

51 Station Hotel Kokura

	1 Person	2 Persons
Sid Rm / 1 Sgl Bed	¥9,147	—
Sid Rm / 2 Sgl Beds	¥10,187	¥16,112

1-1-1 ASANO, KOKURAKITA-KU, KITAKYUSU, FUKUOKA 802-0001
 GDS: Sabre: UI 10472 Galileo: UI 80872
 Amadeus: UI FUKSHK Worldspan: UI 44024

HuisTenBosch (Nagasaki)

52 ANA Hotel JR Huis Ten Bosch

	1 Person	2 Persons
Dlx Rm / 1 Dbl Bed	¥18,630	¥22,476
Dlx Rm / 2 Sgl Beds	¥20,478	¥24,324

10 HUIS TEN BOSCH-CHO, SASEBO, NAGASAKI 859-3296
 GDS: Sabre: AN 19184 Galileo: AN 64813
 Amadeus: AN NGSJRH Worldspan: AN 24131

KOKURA (Fukuoka)

53 JR Kyushu Hotel Kokura

	1 Person	2 Persons
Sid Rm / 1 Sgl Bed	¥5,670	—
Sid Rm / 2 Sgl Beds	¥8,000	¥9,450

1-3-6 ASANO, KOKURA KITA-KU, KITAKYUSU, FUKUOKA 802-0001
 GDS: Sabre: UI 48439 Galileo: UI 75334
 Amadeus: UI KKJ713 Worldspan: UI 44713

FUKUOKA

54 JR Kyushu Hotel Fukuoka

	1 Person	2 Persons
Sid Rm / 1 Sgl Bed	from ¥6,750	—
Sid Rm / 2 Sgl Beds	¥10,080	¥13,140

2-2-4 HAKATAEKI-HIGASHI, HAKATA-KU, FUKUOKA, FUKUOKA 812-0013
 GDS: Sabre: UI 21019 Galileo: UI 81229
 Amadeus: UI FUKJRK Worldspan: UI 44052

NAGASAKI

55 JR Kyushu Hotel Nagasaki

	1 Person	2 Persons
Sid Rm / 1 Sgl Bed	¥6,210	—
Sid Rm / 2 Sgl Beds	¥9,450	¥11,340

1-1 ONOUEMACHI, NAGASAKI, NAGASAKI 850-0058
 GDS: Sabre: UI 18677 Galileo: UI 81215
 Amadeus: UI NGSJRK Worldspan: UI 44053

KUMAMOTO

56 JR Kyushu Hotel Kumamoto

	1 Person	2 Persons
Sid Rm / 1 Sgl Bed	¥6,210	—
Sid Rm / 2 Sgl Beds	¥9,450	¥11,340

3-15-15 KASUGA, KUMAMOTO, KUMAMOTO 860-0047
 GDS: Sabre: UI 18481 Galileo: UI 81216
 Amadeus: UI KMLJRK Worldspan: UI 44054

KAGOSHIMA

57 JR Kyushu Hotel Kagoshima

	1 Person	2 Persons
Sid Rm / 1 Sgl Bed	¥6,210	—
Sid Rm / 2 Sgl Beds	¥9,450	¥11,340

1-1-2 TAKE, KAGOSHIMA, KAGOSHIMA 890-0045
 GDS: Sabre: UI 20089 Galileo: UI 81217
 Amadeus: UI KOUJRK Worldspan: UI 44055

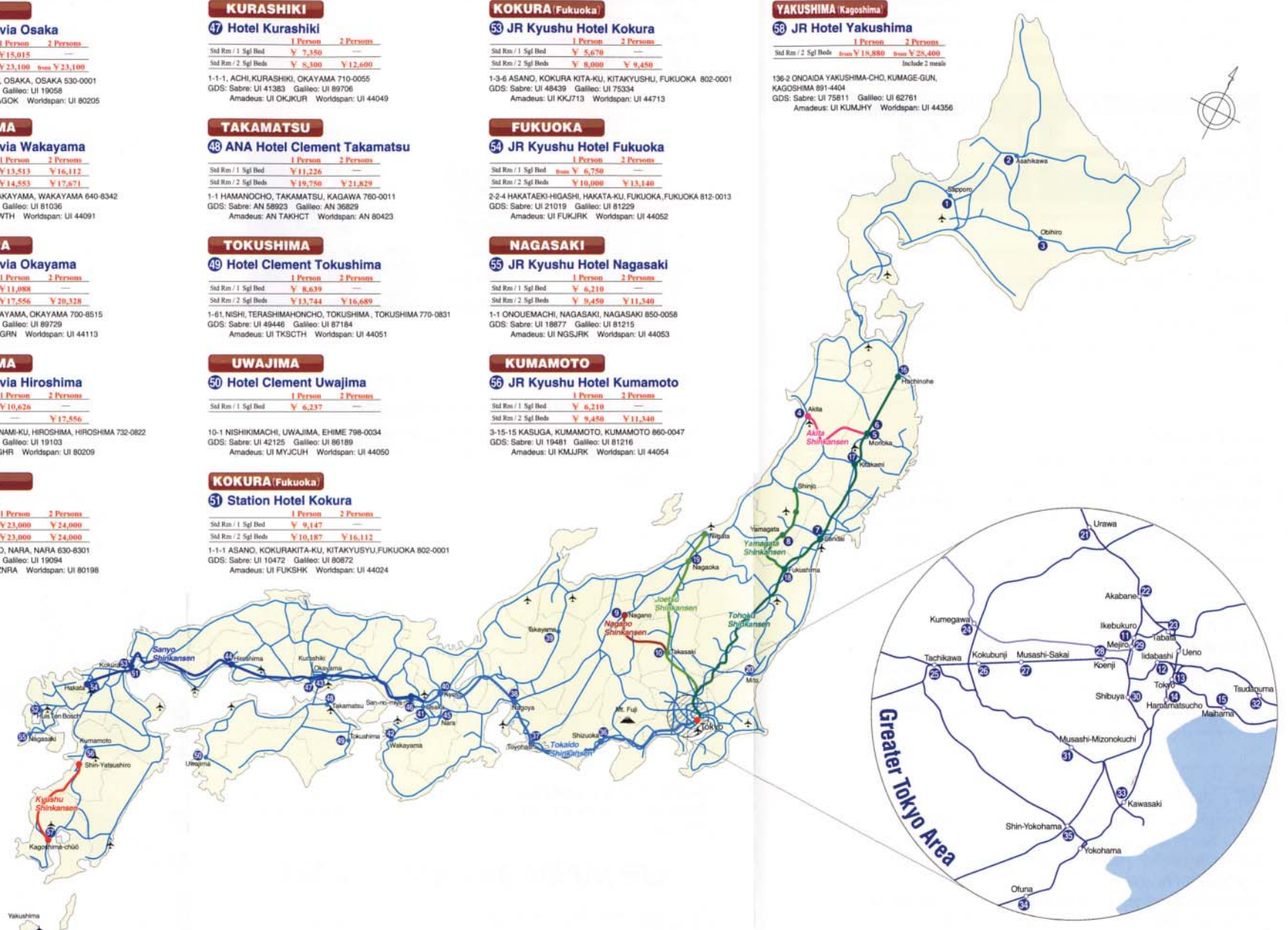
YAKUSHIMA (Kagoshima)

58 JR Hotel Yakushima

	1 Person	2 Persons
Sid Rm / 2 Sgl Beds	from ¥18,880	from ¥25,400

Include 2 meals

136-2 ONOADA YAKUSHIMA-CHO, KUMAGE-GUN, KAGOSHIMA 891-4404
 GDS: Sabre: UI 75811 Galileo: UI 62781
 Amadeus: UI KUMJHY Worldspan: UI 44356



Helpful Information for JR Travel

Indications of station names

All JR stations display station names in both Japanese and Roman letters on their platforms. A given station's name is in the top center of the signboard, in large letters; the names of the previous station and the next station are at the bottom of the signboard, in smaller letters.



Public telephone inside trains

Shinkansen and some limited express trains are equipped with public telephone, which allow use of a "Telephone Card." Telephone cards can be purchased aboard trains or at a station kiosk.

Useful word

Reservation = Yoyaku; Travel Service Center = Ryoko Center;
Reservation office = Midori-no-madoguchi; Super express =
Shinkansen; Limited express = Tokkyu; Express = Kyuko; Rapid
train = Kaisoku; Local train = Kakuekiteisha; Ordinary car =
Futsusha; Green car (superior accommodations) = Green-sha;
Reserved seat = Shiteiseki; Non-reserved seat = Jiyuseki

"Coin-locker"

Traditional checkrooms have almost disappeared throughout the country. Instead, coin-operated lockers (called "coin-locker" in Japanese) are popular in major stations. To travel light, prepare hundred-yen coins.

JR East Infoline

JR provides a convenient telephone information service in English, Korean and Chinese for quick and complete JR information about train time schedules, the faster JR route from place to place, locations of reservation offices, and so forth.

Call 050-2016-1603

10 a.m.-6 p.m. (except during the year-end/new year holiday period)

Seat reservations cannot be accepted by this telephone service.

Sales at stations and in trains

Mobile vendors on Shinkansen and other long-distance trains sell "Ekiben" box lunches (these contain local specialty Japanese-style foods), as well as snacks and drinks. These items are also readily available at station kiosks, and many stations also have a variety of restaurants as well as many vending machines.



Avoid rush hours in the morning and evening

In major cities, avoid traveling during the morning and evening rush hours (approx. 7:30-9:30 and 17:00-19:00).

This pamphlet is a convenient guidebook for using a JAPAN RAIL PASS. Please carry it along with your PASS during your travel, and enjoy Japan to the full.

JR JAPAN RAILWAYS GROUP

Information given here is effective as of 1 September 2008, and subject to change without notice. However, refunds or compensation will not be made for any loss or expense incurred as a result of such changes to any of the information.